


BANDIDO

COVID-19



The Helvetiq team decided to pull one of the strongest cards against Covid-19. That is a print-and-play adaptation of best-selling Bandido.

How to make this game at home ?

1. Set up a printer to print to both sides of a sheet of paper if possible. Prefer thick paper if possible. Normal paper works too, no worries. Print the file.
2. Scissors Time ! Cut the cards following the lines. Little hands are welcome to help :)
3. Your game is ready! Play and try to keep the virus confined as much as possible: if we play all together, we can do it!

See the detailed rules below.



HELVETIQ

BANDIDO

COVID-19

We created this version of Bandido for two reasons: Firstly, we want to continue giving you games and creating playful moments for you and your loved ones. Secondly, we want to teach the younger ones and remind the grown-ups that working together and adopting the right behaviour, we can succeed and get rid of the unwanted virus.



Author: Martin Nedergaard Andersen
Design: Lucas Guidetti Perez

GAME MATERIAL

33 cards
1 Super Card
1 rule booklet

AIM OF THE GAME

This is a special version of Bandido. If you already know the game, you can skip that part, the rules stay the same. If not, let's go through the game! In Bandido, you all play together to prevent the virus from escaping and reaching us. Be sure to communicate to one another (while keeping security distances) to maximise your chances of winning.

SETTING UP THE GAME

1. Take the starting card (the one with the virus) and place it in the middle of the table.




2. Shuffle the rest of the cards together and place them face down in a draw pile.


3. Deal 3 cards to each player.

HOW TO PLAY

The youngest player starts. At your turn, place one of your cards to connect it to one or more cards already on the table.




Since Bandido is a cooperative game, players should discuss the best way to proceed, but beware, you're not allowed to show your cards to the other players directly.




Beware: The card you play must fit perfectly. After you have placed your card, take a new card from the draw pile. If you can't play, you can place your cards under the draw pile and take three new cards.

Keep playing until you have blocked all the tunnels or until the draw pile is empty.



Take care not to place a card that makes it impossible to block off a tunnel.



END OF THE GAME

If you manage to block off all tunnels, you have won the game together. If one tunnel remains open after all cards have been placed, the virus escapes and we all lose.

Here is a list of the gestures that YOU can do regularly, and that will prevent this virus from spreading.



Wash your hands frequently
Regularly and thoroughly clean your hands with an alcohol-based hand rub or wash them with soap and water.



Stay at home
Stay home if you feel unwell. If you have a fever, cough and difficulty breathing, seek medical attention and call in advance. Follow the directions of your local health authority.



Practice respiratory hygiene
Make sure you, and the people around you, cover your mouth and nose with your bent elbow or tissue when you cough or sneeze. Then dispose of the used tissue immediately.



Maintain social distancing
Maintain at least 1 metre (3 feet) distance between yourself and anyone who is coughing or sneezing.



Do not shake hands
Avoid as much as possible contacts, and invent new ways of saying hello. Weaving, or touching your feet for example.



Call first
Call your doctor or the emergency number if you have symptoms before going to the hospital, and follow the directions of your local health authority.

